

O C T O B E R 2 0 2 5

Eagle Tales

Message from Mr. Erickson

Dear Families,

It's hard to believe we are already moving into October! The school year is off to a great start, and I want to thank you for the support you've shown to our students and staff.

No School Reminder - Please remember there will be no school on Monday, October 6th. We encourage families to use these days, along with Fridays and upcoming breaks, to schedule appointments whenever possible. This helps us keep students in class and engaged in learning.

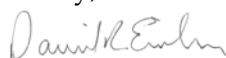
Red Ribbon Week – On Oct 8th the 3rd-8th grade classes will attend an assembly to celebrate Red Ribbon Week presented by a coalition of law enforcement professionals from across the county. Red Ribbon Week is a time to raise awareness about making safe and healthy choices. Our students will also participate in activities and theme days later in the month to remind them of the importance of living drug-free lives. More information will be sent home soon.

Tips for Success in School - As we move deeper into the semester, here are a few tips to help students stay successful:

- Get a good night's sleep before each school day.
- Pack a healthy breakfast and lunch for sustained energy.
- Encourage your child to talk about what they learned at school—it helps build confidence and reinforce learning.
- Set aside time each evening for some family time. Down time is important for everyone, especially children as they grow and develop.

Thank you for continuing to partner with us in your child's education. Together, we are rowing the boat and helping our Eagles so

Sincerely,



Daniel R. Erickson

In this Issue:

- ❖ Classroom Spotlight
- ❖ Elgin School Special Services
- ❖ Student Spotlights
- ❖ Reporting Absences
- ❖ Eagle Athletics
- ❖ Pre-School Story Hour
- ❖ Nurse's News
- ❖ Fall Festival
- ❖ PTC News
- ❖ Yearbook Information
- ❖ Upcoming Events



Middle School Social Studies By Mrs. Cranston

What a great quarter it's been! Our students have been learning so much, working together with curiosity and enthusiasm. Here's what they've been exploring:

Sixth Grade: Discovering the Ancient World

Our sixth graders have settled beautifully into middle school life, welcoming three new classmates—Ben, Henry, and Destyni—to our community. They mastered how the world is mapped, showing their knowledge with creative tourist brochures.

Kids had fun bringing the Neolithic Agricultural Revolution to life through comic stories featuring Paleolithic Pete and Neolithic Ned. This creative project helped them understand how agriculture changed human life!

The highlight was an incredible field trip to the Old Pueblo Archaeological Center, where they worked as archaeologists conducting simulated digs in Hohokam pit houses, crafting traditional coiled pots, and examining authentic artifacts.

Seventh Grade: Renaissance to Exploration

Seventh graders are growing as thinkers while exploring world history. They wrote about Renaissance thinkers and artists who transformed their world.

The quarter's standout moment was their mock trial of Martin Luther versus Henry VII, where students demonstrated deep understanding of the Protestant Reformation.

Now they're investigating European explorers and their impact on Europe and the Western Hemisphere.

Eighth Grade: The Foundations of American Democracy

Our eighth graders have been studying the Constitution and government structures. They analyzed the Preamble, then explored the legislative branch by learning how Senators and Representatives serve our democracy.

Students had the opportunity to "grade" Senator Gallego or Senator Kelly. Some students even met representative candidate Butierez at the fair and talked about the U.S. Legislative branch!

Currently, they're examining presidential powers, building civic knowledge they'll need as future citizens.

A Community of Learners

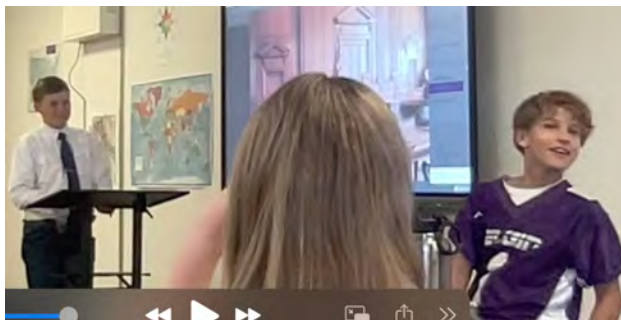
Our students have consistently shown curiosity and engagement. We've received wonderful compliments from substitute teachers and field trip volunteers about how respectfully and kindly our students conduct themselves.

As we look ahead to the rest of the year, we're excited to see how our students will continue to grow and explore the rich connections between past and present.

Continued next page

In the Spotlight

Middle School Social Studies By Mrs. Cranston



Supporting Every Eagle: Special Education Services at Elgin Elementary School

By Dr. Christine Clouse


At Elgin Elementary School, special education services are designed to help students with diverse learning needs reach their potential. Services are identified for each child and may include personalized instruction, speech/language therapy, occupational therapy, and physical therapy.

We use a team-based approach, working with families and specialists to support student growth and independence. We believe that families are essential partners in this journey—you know your child best. If you have concerns about your child's learning or development, we're here to help.

For more information, please contact:

Christine Clouse

 cclouse@elgink12.com

 520-455-5514 ext. 117

Childfind Screenings

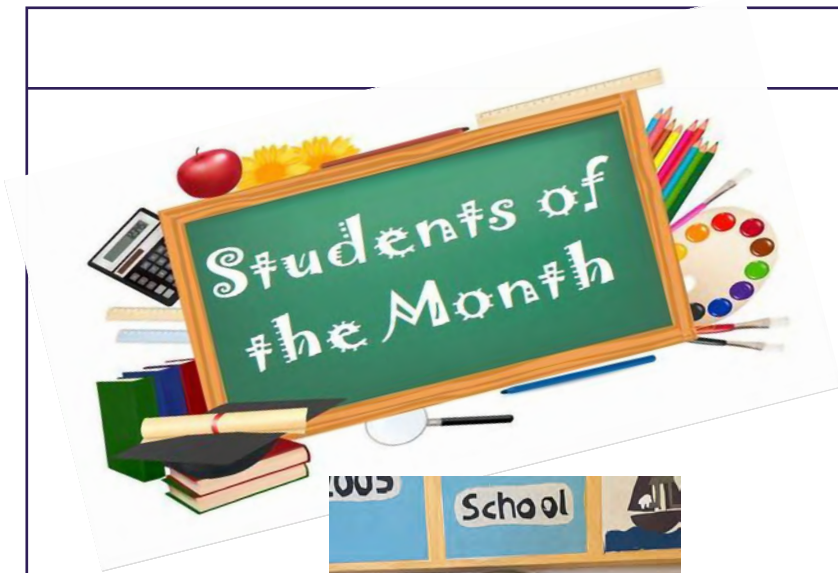
If you have concerns about your child's development from ages 3 to 21 years of age in these areas:

**VISION/HEARING * SPEECH/LANGUAGE * THINKING SKILLS
PHYSICAL DEVELOPMENT * BEHAVIOR *
NORMAL DEVELOPMENT**

Your school's CHILDFIND can help – with a free screening, and if needed, referral for diagnostic evaluation and/or early intervention programs (birth to three). If you have any concerns about your child's development, certain benefits are available through your local school district.

Screenings are available **by appointment**. To schedule your appointment or for more information please contact:

Christine Clouse– Student Services
455-5514 cclouse@elgink12.com



Caroline Noon
Kindergarten



Caellum Blevins
6th Grade

Eagle Eye - Student of the Week

Recognizing elementary students who practice good character and citizenship



Elgin Eagle Athletics



*Congratulations to our
Football Champions!*



Absences must be reported to the office by the parent/guardian by **8:30 AM** if your student will be absent or tardy!

Please contact the office, and include the following information:

- Reason for absence
 - Illness – include symptoms such as fever, vomiting, etc.
 - Medical/Dental Appointments
 - Personal
- How many days student(s) will be absent
- Tardy students
 - Please notify office if a school lunch is required.
 - And provide an approximate arrival time

Absences that have not been reported will be marked as unexcused.

Contact the office to report absences or tardy via:

Phone – (520) 455-5514, ext. 300

Email – mpaul@elgink12.com

ParentVUE – via website or mobile app (see directions on page 2)

Building Kindergarten-Ready Kids, One Story at a Time

By Dr. Christine Clouse

Wednesday mornings are Preschool Story Time at Elgin School. Here are a few of the Kindergarten Readiness Skills we practice during story time:

- **Listening and Focus** – Sitting for a story helps kids learn to pay attention and follow along.
- **Vocabulary and Language** – New words and sentence patterns help grow communication skills.
- **Print Awareness** – Kids begin to understand how books work (left to right, top to bottom).
- **Social Skills** – Taking turns and sharing help with classroom behavior.
- **Comprehension** – Talking about story elements and making predictions builds critical thinking.
- **Fine Motor Skills** - Cutting, tracing, and other activities improve hand strength and eye-hand coordination.
- **Building Curiosity** - Hands-on learning sparks imagination and learning.

Students who will be entering Kindergarten for the 2026-2027 school year are welcome to join us Wednesday mornings in the gym for flag at 7:55, followed by story time in the preschool room. Come to see our campus, meet new friends, and have some fun!



Nurse's Corner



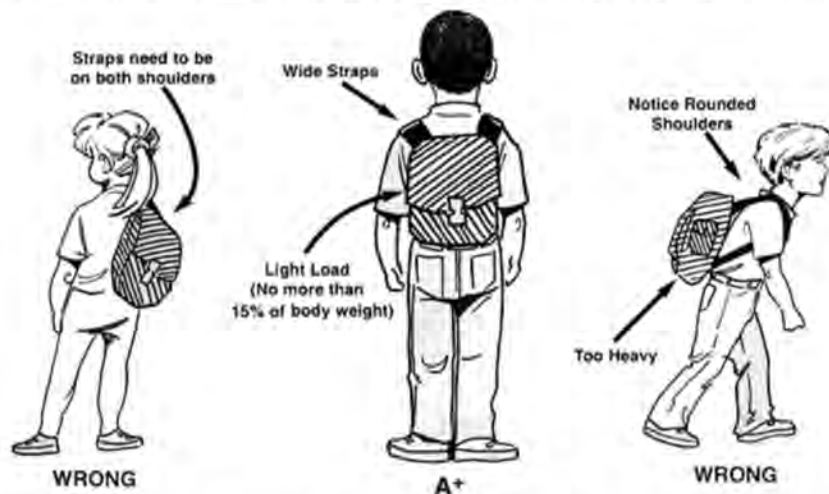
Is your child struggling to get their backpack onto their back, in and out of the car, or leaning forward while carrying it? If so, their backpack may be too heavy to carry.

The National Safety Council suggests:

- Your child's backpack weigh 10% or less of their body weight
 - A 40 lb. student in kindergarten should carry 4 lbs or less
 - Equal to a ½ gallon of water
 - Less than a small bag of sugar
 - An 120 lb. middle schooler should carry less than 12lbs
 - Equal to 1 ½ gallons of water
 - Slightly more than a large bag of sugar
- Heavy backpacks can cause
 - Back pain
 - Shoulder pain
 - Poor posture
- A backpack being
 - no wider or no longer than the torso
 - Shouldn't hang more than 4" from the waist
- Cleaning out the backpack every week
- If it is not essential, leave it home or in the classroom

<https://www.nsc.org/community-safety/safety-topics/child-safety/backpack-safety-for-kids>

Is Your Child's Backpack Making The Grade?



<https://www.apexpt.com/is-your-childs-backpack-making-the-grade/>

Nurse's Corner



The Center of Disease Control suggests placing your child's information on a card in their backpack in case of an emergency.

BACKPACK EMERGENCY CARD

It is important to have your emergency contact information with you in case of an emergency. Complete the cards below and keep one in your wallet and one in your child's backpack.

Cut Here

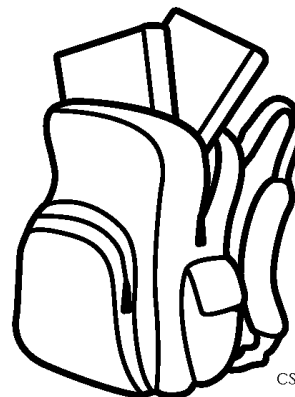
Fold Here

BACKPACK EMERGENCY CARD	
Child's Name:	Parent/Guardian/Caregiver Name:
Date of Birth:	E-mail:
Home Phone:	Cell Phone:
School Name:	Text Okay: Yes <input type="checkbox"/> No <input type="checkbox"/>
School Phone Number:	Employer:
Special needs, medical conditions, allergies, important information:	Out of Town Contact Name:
	E-mail:
	Cell Phone:
	Alternate Phone:
DIAL 911 FOR EMERGENCIES	DIAL 911 FOR EMERGENCIES

Cut Here

Fold Here

BACKPACK EMERGENCY CARD	
Child's Name:	Parent/Guardian/Caregiver Name:
Date of Birth:	E-mail:
Home Phone:	Cell Phone:
School Name:	Text Okay: Yes <input type="checkbox"/> No <input type="checkbox"/>
School Phone Number:	Employer:
Special needs, medical conditions, allergies, important information:	Out of Town Contact Name:
	E-mail:
	Cell Phone:
	Alternate Phone:
DIAL 911 FOR EMERGENCIES	DIAL 911 FOR EMERGENCIES



U.S. Department of
Health and Human Services
Centers for Disease
Control and Prevention

CS259306-D



You're Invited! Family Fun at the Fall Festival!

Open to the public!
We welcome all community members!

This is a family event with NO childcare available. All children must be accompanied by a responsible adult.

Mark your calendars! Our annual PTC/Title I Fall Festival is on October 30th! We will have activities inspired by three imaginative books - Too Tall Houses by Gianna Marino, What Do You Do With an Idea? by Kobi Yamada, and Very Good Hats by Emma Straub - that will spark curiosity and creativity. Students can stop by the school library to read these featured titles ahead of the big day. Come enjoy art, activities, games, and treats. We can't wait to see your family there!





SUMMER SQUASH

TEACH

FIND LOCAL SUMMER SQUASH IN ARIZONA:

HARVEST MONTHS: JUNE - OCTOBER

Farms to get the local produce:

- Aguiar Farm, Paulden
- Blooming Reed Farm, Paulden
- Double Adobe Farm, Double Adobe
- Mortimer Farm, Dewey
- Larry's Veggies, Marana
- Whipstone Farm, Paulden



Connect with Local Producers!
[SCHOOL INTEREST FORM](#)

ARIZONA HARVEST FACTS!

- Summer squash is native to the Americas and was a staple in Native American diets.
- The most common summer squashes are crookneck, zucchini, scallop, or patty pan.
- Squash belongs in the Cucurbitaceae family, which also includes cucumbers and melons.
- Summer squash is considered easy to grow and requires minimal maintenance to harvest.
- Summer squash grows quickly and is harvested during the summer months. It can be ready to pick just 50 to 65 days after planting
- For all varieties of summer squash, choose squash that are glossy, small-to-medium-sized, and heavy for their size. Choose squash that is firm and free of blemishes and damage.
- It is best not to peel the squash before cooking since vitamins and minerals are found mainly in the skin.
- Summer squash is high in vitamin C, vitamin A, potassium, and magnesium.

TASTE

LOCAL RECIPE:

Calabacitas Casserole Recipe

Serving size: 1 cup, Yield 6 servings
NSLP Vegetable Crediting Information:
½ cup Other, ¼ cup Starch, ⅓ cup Red/Orange,

- 4 cups zucchini, sliced
- 2 cups corn kernels
- 1 cup shredded cheese
- 1 cup diced tomatoes
- 1 cup onion, chopped
- 2 tbsp olive oil
- 1 tsp salt
- 0.5 tsp black pepper

This Calabacitas Casserole is a hearty mix of zucchini, corn, tomatoes, and cheese. It's easy to make, bursting with flavor, and makes the perfect side dish for many entrees.

To ensure food safety with summer squash always thoroughly wash them under running water before cutting, eating and/or cooking.



QUICK MATH: Summer Squash



Zucchini

1 pound as purchased yields approximately 13, ¼ cups, **raw** sliced)

1 pound as purchased yields approximately 10, ¼ cups, **cooked** sliced)

Yellow Squash

1 pound as purchased yields approximately 15, ¼ cups, **raw** sliced)

1 pound as purchased yields approximately 8, ¼ cups, **cooked** sliced)

CAPTURE YOUR MEMORIES IN THIS YEAR'S

ELGIN ELEMENTARY SCHOOL

YEARBOOK!

Customize Your 2 Free Pages

Add photos from your computer, Facebook, Instagram, Google Drive & more.

Answer fun Memory Questions to help remember the year.

The 2 Custom Pages are FREE and are printed ONLY in your book. Want more pages? Each additional 2 pages is just \$1.99.

**To Purchase & Customize Your Yearbook,
Use The QR Code Below, or:**

Must be a parent or student 13 years or older.

1 Go to: www.treering.com/validate

2 Enter your school's passcode:
1016358278643056

Regular price: **\$18.70**




Create Custom Pages by: **Apr 22**

treering





Updated & Revised Meeting Dates!
We hope to see you there!





2025–26 Elgin School PTC Meeting Dates

SECOND Wednesday, 7:30 AM
Elgin School Conference Room

Oct. 8th	Jan. 14th
Nov. 12th	Feb. 11th
Dec. 10th	March 18th
	April 8th
	May 13 th

Fourth Friday, 3:30 PM
The Coop in Sonoita

Sept. 26th
Oct. 24th
Jan. 23rd
Feb. 27th
March 27 th
April 24th

Revised 9/2025



**RED RIBBON
SPIRIT WEEK**

OCTOBER 27th-30th
Dress Code still applies to all Spirit Days!

MONDAY
Pajama Day! Put drugs to bed by wearing your pajamas.
TUESDAY
Crazy Hair Day! Let's see your wackiest hairstyles!
WEDNESDAY
Wear Red Day! Rock your RED!
THURSDAY
School Spirit Rock your Elgin Eagles Spirit Wear!

Save the Date!

Elgin School's Missoula Children's Theatre Residency

December 8th-13th

The performance will be held on Saturday, December 13th at 6:00 PM

Elgin School Celebration

Monday, November 10th

9:00 AM

A stylized American flag graphic is positioned behind the text. It features a blue field with white stars on the left and red and white horizontal stripes on the right. The flag has a distressed, hand-painted appearance.

**VETERANS
DAY**

CELEBRATION



A FRIENDLY
Reminder

NO TOYS AT SCHOOL PLEASE

Please support your children by reminding them that toys are not allowed at school. This will help to eliminate distractions during learning times.

Thank You For Your Help and Support.

SCHOOL TIMES REMINDERS

7:30 AM

Gates Open

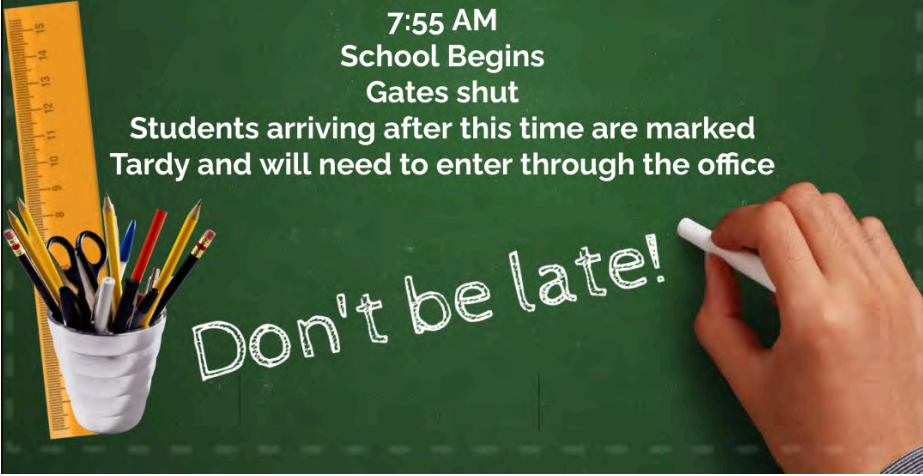
Supervision begins on campus
Breakfast available until 7:50 AM

7:55 AM

School Begins

Gates shut

Students arriving after this time are marked
Tardy and will need to enter through the office



Don't be late!

Elgin School Calendar

2025-26

Normal School Hours:
7:55 AM-3:00 PM

August							16
S	M	T	W	T	F	S	
					1	2	
3	4	5	6	7	8	9	
10	11	12	13	14	15	16	
17	18	19	20	21	22	23	
24	25	26	27	28	29		
31							

October							17
S	M	T	W	T	F	S	
			1	2	3	4	
5	6	7	8	9	10	11	
12	13	14	15	16	17	18	
19	20	21	22	23	24	25	
26	27	28	29	30	31		

December							12
S	M	T	W	T	F	S	
	1	2	3	4	5	6	
7	8	9	10	11	12	13	
14	15	16	17	18	19	20	
21	22	23	24	25	26	27	
28	29	30	31				

February							16
S	M	T	W	T	F	S	
1	2	3	4	5	6	7	
8	9	10	11	12	13	14	
15	16	17	18	19	20	21	
22	23	24	25	26	27	28	

April							18
S	M	T	W	T	F	S	
			1	2	3	4	
5	6	7	8	9	10	11	
12	13	14	15	16	17	18	
19	20	21	22	23	24	25	
26	27	28	29	30			

July							4
S	M	T	W	T	F	S	
		1	2	3	4	5	
6	7	8	9	10	11	12	
13	14	15	16	17	18	19	
20	21	22	23	24	25	26	
27	28	29	30	31			

September							17
S	M	T	W	T	F	S	
	1	2	3	4	5	6	
7	8	9	10	11	12	13	
14	15	16	17	18	19	20	
21	22	23	24	25	26	27	
28	29	30					

November							11
S	M	T	W	T	F	S	
						1	
2	3	4	5	6	7	8	
9	10	11	12	13	14	15	
16	17	18	19	20	21	22	
23	24	25	26	27	28	29	
30							

January							15
S	M	T	W	T	F	S	
				1	2	3	
4	5	6	7	8	9	10	
11	12	13	14	15	16	17	
18	19	20	21	22	23	24	
25	26	27	28	29	30	31	

March							14
S	M	T	W	T	F	S	
1	2	3	4	5	6	7	
8	9	10	11	12	13	14	
15	16	17	18	19	20	21	
22	23	24	25	26	27	28	
29	30	31					

May							12
S	M	T	W	T	F	S	
					1	2	
3	4	5	6	7	8	9	
10	11	12	13	14	15	16	
17	18	19	20	21	22	23	
24	25	26	27	28	29	30	
31							

July 21st-24th Faculty & Staff Return
July 28th First Day - Students
Sept. 1st Labor Day - No School
Oct. 6th Fall Break - No School
Nov. 10th Special Event Release (11:30 AM)
Nov. 11th Veterans Day - No School
Nov. 24th-28th Thanksgiving Break - No School
Dec. 22nd-Jan.2nd Winter Break - No School
Jan. 5th Students Return
Jan. 19th Civil Rights Day - No School
March 9th- 13th Spring Break - No School
May 21st Last day for Students - Early Dismissal at 11:30 AM

*This calendar is subject to change.
152 Instructional Days*

Report Card Periods
1st Quarter - 7/28-10/2
2nd Quarter - 10/7-12/18
3rd Quarter - 1/3-3/5
4th Quarter - 3/16-5/21

Teacher & Staff In-Service
 First & Last Days
 Vacation - No School
 Special Event Release